



Deanna Brewer
Principal

Jennifer Cervantes
Assistant Principal

Meet our Administrators

Ms. Deanna Brewer, Principal

Our Principal is Ms. Deanna Brewer. She has been an educator for 20 years, with the past 15 years being at Berkley as a teacher, instructional coach, and administrator. Outside of Berkley, her favorite place to be is at the beach reading a book or watching the sunset.

Mrs. Jennifer Cervantes, Assistant Principal

Mrs. Jennifer Cervantes is our Assistant Principal. She has been an educator for 25 years, with the past 21 years being at Berkley as a teacher and student service & testing coordinator. A fun fact about Mrs. Cervantes is that she is a Key West native and also loves the smell of salt air and watching sunsets!



A Message From Our Admin.

The 25-26 school year is off to a great start! We'd like to thank all of our families for choosing Berkley as the place where your child learns and grows each day. Our staff is committed to creating a safe, supportive, and engaging learning environment where every student can thrive. We appreciate the support you provide at home and throughout our school community. We are proud to have you and your child(ren) as part of our Berkley family, and look forward to another wonderful year of learning, growth, and achievement.

Know the Plan



Hurricane season is here and it's important to know our plan in case weather becomes unfavorable in our area. Berkley follows Polk County Public Schools' plan when it comes to school closures related to weather or emergency conditions. If Polk schools are closed due to inclement weather, Berkley will be closed as well.

Also, If your child's transportation plan may be affected by rainy weather, please make a plan, in advance, with your child so they know how to go home on rainy days.

Picture Day



Picture Day is **Wednesday, September 10th**. Students will take individual photos only. Picture package and ordering information will be sent out as soon as it becomes available. These pictures will also be used for our 25-26 yearbook. Students can dress out of uniform on that day, just no hats allowed. Picture retakes are scheduled for October 22 for anyone absent on 9/10 or who wishes to retake their picture.

Family Night at Berkley

Our first Family Night of the year is **September 18th**, 4-5PM, in the cafeteria. This is a free event for families, with science, math, and reading related activities for everyone to enjoy together. Students must have an adult present to attend. When you arrive, jump right in to any activity you'd like to begin with and start having fun!



School Hours
7:50 - 3:00

Morning Drop-off
7:30am

5240 Berkley Rd
Auburndale, FL 33823

Office Hours
7:30 - 3:30

Early Dismissal
12:30

(863) 968-5024
www.berkleyknights.net



Reading Resources



Accelerated Reader (AR): <http://bitly.com/berkleyAR>.

This is a K-5 program we use at Berkley to help motivate our students to read, read and read some more! AR can be accessed by students anytime, at school or home! Families can also search for book titles, point levels, and reading levels by visiting: <http://arbookfind.com>.

iReady: <https://login.i-ready.com/>.

Students (K-5) utilize this program in class and they can also access it from home for additional instruction and practice. The lessons are individualized to meet each student's unique needs, no matter if they're on-level, below level, or above level.

New Worlds Reading Initiative: <https://www.newworldsreading.com/en/>.

This is a free, monthly book delivery program that delivers books straight to the student's home. Follow the link to see if your student is eligible.

*Additional resources can be found on our website

<https://berkleyknights.net/website-resources/>.

Freestyle Fridays

We've designated the first Friday of each month as Freestyle Friday for students. On these days students can dress out of their Berkley uniform for \$1. This money goes directly back to the grade level for supplies, activities, etc. While students are still expected to wear school appropriate attire, they have the opportunity to wear their favorite outfit and display a little of their own personal style. Please remember, even on Freestyle Fridays students may not wear flip flops, shoes without backs, sleeveless tops, or hats. **Freestyle Friday begins September 5th.**



Yearbook Cover Contest

It's time for our annual Yearbook Cover Contest! For several years, we've had one of our very own students design our yearbook cover. It makes our yearbook a little extra special and we always find ourselves amazed at the creativity and talent of our Berkley students! The contest for this year's cover is now open! All artwork is due by October 3rd to Mrs. Bateman. See the attached flyer for more details.

Campus Safety Reminders

Safety is a priority at Berkley. We'd like to remind everyone to practice caution and courtesy as they travel through our campus during morning drop-off and afternoon pickup times. We encourage drivers to proceed slowly, adhere to street signs, watch for pedestrians, and minimize distractions. We ask all pedestrians to utilize designated crosswalks and sidewalks, when applicable. Also, as a reminder, only pre-k parents with their ID badges are allowed on campus during arrival and dismissal times. We appreciate everyone's cooperation in helping us maintain a safe campus for our students.

Next Board
Meeting
October 10, 2025
7am

Connect with us!




www.berkleyknights.net



www.facebook.com/berkleycharterschool



<http://focusk12.polk-fl.net>



berkleyvolunteergroup@gmail.com

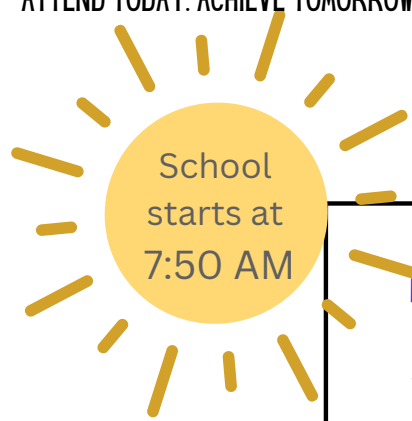


<https://getfortifyfl.com/>

Berkley's
Parent Involvement
Liaison
Mayme Plumlee

**ATTENDANCE
MATTERS!**
ATTEND TODAY. ACHIEVE TOMORROW.


September 2025



What's Ahead:

Oct. 10 - Early Release
Oct. 13 - No School
Oct. 21 - Report Cards
Oct. 30 - Fall Fest
Oct. 31 - Early Release



Monday	Tuesday	Wednesday	Thursday	Friday
1 No School ★ LABOR ★ ★★ DAY ★★	2 Block Day 6	3 Block Day 1	4 Block Day 2	5 Freestyle Friday ----- Block Day 3
8 Block Day 4	9 Block Day 5	10  Fall Pictures ----- Block Day 6	11 Interims ----- Block Day 1	12 Block Day 2
15 Block Day 3	16 Block Day 4	17 Block Day 5	18 Family Night 4-5pm Block Day 6	19 Block Day 1
22 Block Day 2	23 Block Day 3	24 Block Day 4	25 Block Day 5	26 Block Day 6
29 Block Day 1	30 Block Day 2	1 Block Day 3	2 Block Day 4	3 Block Day 5



The U.S Department of Agriculture (USDA) prohibits discrimination against its customers, employees, and applicants for employment on the bases of race, color, national origin, age, disability, sex, gender identity, religion, reprisal, and where applicable, political beliefs, marital status, familial or parental status, sexual orientation, of if all or part of an individual's income is derived from any public assistance program, or protected genetic information in employment or in any program or activity conducted or funded by the Department. (Not all prohibited bases will apply to all programs and/or employment activities.)"



MONDAY

Labor Day
SCHOOL HOLIDAY

01

TUESDAY

Chicken Soft Taco
Rice
Pinto beans
Fresh fruit
Milk

02

WEDNESDAY

Hamburger on bun
Romain, tom & pickle
Baked fries
Chilled fruit
Milk

03

THURSDAY

Shepherds Pie w/roll
Sliced Carrots
Steamed Broccoli
Fresh fruit
Milk

04

FRIDAY

Mini Pepperoni Calzones
Corn
Garden Salad
Chilled fruit or juice
Milk

05

Chicken Patty Sandwich
Romain, Tom & Pickle
Sweet potato fries
Juice
Milk

08

Spaghetti w/breadstick
Green Peas
Popeye Salad
Fresh Fruit
Milk

09

BBQ Chicken on bun
Seasoned Noodles
Green beans
Chilled fruit
Milk

10

Beef Taco
Black beans
Rice
Fresh Fruit
Milk

11

Pizza
Corn
Carrots w/ Dip
Chilled fruit or juice
Milk

12

Beefaroni w/breadstick
Sliced Carrots
Popeye Salad
Juice
Milk

15

Chicken and Rice w/ Biscuit
Cole Slaw
Broccoli
Fresh fruit
Milk

16

Meatball sub w/cheese
Baked Fries
Baked beans
Chilled Fruit
Milk

17

Mini Corn Dogs
Seasoned Noodles
Green Beans
Fresh fruit
Milk

18

Mini Pepperoni Calzones
Corn
Carrots w/ Dip
Chilled fruit or juice
Milk

19

Beef Nachos w/ cheese
Rice
Black beans
Juice
Milk

22

Cheeseburger on bun
Baked fries
Romain, Tom & Pickle
Fresh fruit
Milk

23

Chicken Nuggets w/biscuit
Mashed Potatoes Steamed
Broccoli
Chilled fruit
Milk

24

Chicken Alfredo Pasta
w/breadstick
Popeye salad
Green peas
Fresh fruit
Milk

25

Pizza
Corn
Carrots w/ Dip
Chilled fruit or juice
Milk

26

BBQ Pulled Pork on bun
Sweet potato fries
Baked beans
Juice
Milk

29

Chicken Soft Taco
Rice
Pinto beans
Fresh fruit
Milk

30



Mon-Thur.-salad chef or Caesar Fri-yogurt & muffin. Mon-Fri sandwich or wrap-ham or turkey.
Lunch
Pre-k -5th = \$2.60 Staff = \$5.00.
Breakfast = \$1.25 Staff = al-a-carte

SEPTEMBER 2025

Leonard's SCHOOL PICTURE DAY



IS ALMOST HERE!

ORDER ONLINE NOW!



Click or Scan

All entries
due by
October 3rd!

YEARBOOK COVER CONTEST

ALL STUDENTS (KG-5th) ARE INVITED TO PARTICIPATE!

- ★ Must be on an 8.5x11 sheet of paper (unlined, computer paper).
- ★ Picture must be drawn vertically (see example).
- ★ Make it **COLORFUL** and **CREATIVE**!
- ★ You can use crayons, markers, paint, etc.
- ★ You can choose a theme as inspiration (Knights, school, superheroes, etc.) or create your own unique idea.
- ★ Please **DO NOT FOLD** your artwork.
- ★ Remember to **CHECK YOUR SPELLING**.
- ★ Please write your *full name lightly in pencil ON THE BACK* of the paper.
- ★ Entries without a name cannot be considered.
- ★ Finished entries must be submitted to Mrs. Bateman by October 3rd.



1 winner will have their artwork featured on the cover AND will receive a *free yearbook!*
OTHER STUDENT ENTRIES WILL BE DISPLAYED ON THE BACK COVER OR THROUGHOUT THE BOOK.



**new
worlds
reading**

UF Lastinger Center for Learning
UNIVERSITY of FLORIDA

SCHOLASTIC

Reading shapes who we are.

Help your kids read on grade level
with Florida's FREE at-home book
delivery program.

- VPK - 5 students can apply to receive free books and reading activities each month during the school year from this state-created program.*
- Students can choose books that match their interests.
- Books and activities are available in English, Spanish, Haitian Creole, and braille.

*Visit newworldsreading.com to see eligibility requirements.

**Families can
apply today:**

newworldsreading.com/enroll



**new
worlds
reading**

UF Lastinger Center for Learning
UNIVERSITY of FLORIDA

 **SCHOLASTIC**

La lectura forma quienes somos.

Ayude a sus niños a leer al nivel de su grado con el programa de entrega de libros a domicilio de la Florida, el cual es totalmente GRATUITO.

- Estudiantes de VPK hasta quinto grado pueden solicitar libros y actividades de lectoescritura gratuitos de este programa creado por el estado para cada mes durante el año escolar.*
- Los estudiantes pueden seleccionar libros que coincidan con sus intereses.
- Los libros y actividades están disponibles en inglés, español, criollo haitiano y braille.

*Consulte newworldsreading.com para ver los requisitos de elegibilidad.

**Las familias
ya pueden
registrarse:**

newworldsreading.com/enroll



Getting In; Getting Out...



Out: Check the Back Seat



- In just **10 MINUTES**, a car's temperature can increase by **19°**
- Before getting out of your car, check the back seat ... **DON'T FORGET YOUR CHILD!**
- **NEVER** leave your child alone in a car and **CALL 911 IF YOU SEE ANY CHILD LOCKED IN A CAR!**
- Place something in the back seat that you will need at work, school, or home (your laptop; your lunch).

Developed by:
PREVENTION UNIT
Office of Family and
Community Services

Getting In; Getting Out...



In: Check Behind The Car




- **BEFORE GETTING IN THE CAR AND STARTING THE ENGINE,** walk around the car and **CHECK FOR KIDS, TOYS, AND PETS!**
- Make sure there is **NOTHING UNDER OR BEHIND YOUR CAR** that could attract a young child.
- **PICK UP TOYS, BIKES, CHALK, OR ANY TYPE OF EQUIPMENT** around the driveway so that these items don't entice kids to play.

Developed by:
PREVENTION UNIT
Office of Family and
Community Services

WHEN CAN MY CHILD RETURN TO SCHOOL?

- When you have completed the first treatment and combed out all the nits
- Take your child to the school clinic where they will check to make sure your child is lice and nit free
- We want your child to return to school as soon as possible



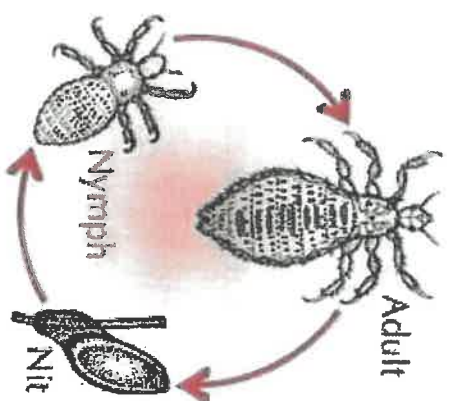
FIVE STEP BATTLE PLAN (RECORD)

DAY	DATE	TREATMENT
1		Head lice shampoo or Olive Oil
5		Olive Oil Treatment
9		Olive Oil Treatment
13		Olive Oil Treatment
17		Olive Oil Treatment
21		Olive Oil Treatment

REFERENCES

<http://www.cdc.gov>

Polk County Public Schools Head Lice Policy



July 2012; revised 9/12; 9/13

Polk County Public Schools And Florida Department of Health



Head Lice Information for Parents



**STUDENTS WILL NOT BE
PERMITTED IN SCHOOL IF
LICE OR NITS ARE
PRESENT IN THEIR HAIR**

INFORMATION ON HEAD LICE

WHAT ARE HEAD LICE?

- Head lice are tiny, wingless, grayish-tan insects that live and breed in human hair
- Their eggs are called nits
- Lice are not known to be associated with any diseases

HOW DO THEY SPREAD?

- Head lice cannot jump from one person to another
- They can spread by close contact and sharing personal items such as:

Combs	Brushes
Hats	Head Phones
Stuffed Animals	Clothing
Hair Bows	Hair Bands

HOW DO I KNOW IF MY CHILD HAS

HEAD LICE?

- The first clue that a child has lice is frequent scratching of the scalp but sometimes there are no signs
- Check the hair and scalp area carefully for nits and lice, especially behind the ears and back of neck
- Natural sunlight is the best light for checking the hair
- A magnifying glass also helps due to the small size of the lice and nits

HOW ARE LICE TREATED?

Recommendations are to use the 5 step battle plan, over-the-counter head lice shampoo or contact your doctor .

FIVE STEP BATTLE PLAN

STEP 1 (THIS STEP IS OPTIONAL)

- Use head lice shampoo and follow the directions on the container carefully
- Never use lice shampoo on family members that are pregnant, sick or on children under the age of two

STEP 2 - OLIVE OIL TREATMENT

- Apply the olive oil to entire head which smothers and kills active lice
- Coat all hair shafts
- Apply shower cap
- Allow olive oil to remain in hair with cap on for 6 to 8 hours

- Repeat treatment every 4 days for a total of 6 treatments up to 21 days

STEP 3

- Vacuum mattresses, rugs, furniture, car upholstery and stuffed animals "frequently"
- Wash all bed linens and recently worn clothing in hot water and dry in a hot dryer
- Seal items that cannot be vacuumed, washed or dried in a plastic bag for ten days
- Clean combs and brushes in hot water



STEP 4

- Comb or pick out the all of the nits *This is the most important step!!!*
- Use a good metal comb and comb through section of hair at a time

- Once whole head is combed and nits removed, shampoo hair with regular shampoo
- Clean comb in hot water after each use
- Each family member should have their own comb

STEP 5

- Check for nits
- Once hair is clean and dry, check hair for any nits that may have been missed
- Check each section of hair carefully using natural sunlight and a magnifying glass

IMPORTANT NOTE

Regular head checking of all family members is the best prevention. This should continue every day for 2-3 weeks. The use of lice sprays is not recommended and may be toxic to your family.