

Summer Homework for Incoming First Graders

We are very excited to welcome your child into first grade next year! In order to ensure that your child doesn't forget important skills learned in kindergarten, we've put together a calendar of short, fun activities. Choose at least two activities to complete each week. Along with the calendars, you'll find a book log and some reading comprehension stories. Don't forget to make reading an important part of your summer! All completed summer homework will be turned in to your child's new teacher. We hope you have a fun, relaxing summer and we can't wait to meet your child!

~Your First Grade Teachers

Fun Websites:

www.ABCya.com


www.starfall.com

www.storylineonline.net

www.learninggamesforkids.com

pbskids.org

If you were a Berkley student last year, you can also do i-Ready over the summer. Just go to login.i-ready.com and click on K-1 login and then use your own special log in from last year.

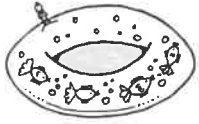




June 2020 So COOL!

Sun	Mon	Tue	Wed	Thu	Fri	Sat
-----	-----	-----	-----	-----	-----	-----

	1 Go outside and draw a picture of a plant or flower you see. Label each part of the flower.	2 Make three small boats out of different materials. Float your boats in water. Write about which boat floated the best and why you think it did.	3 Use playing cards and play with a partner to see who can flip over the card with the highest number.	4 Practice writing your first and last name 5 times in your best handwriting.	5 Look through old magazines and cut out each letter of the alphabet then glue the letters in order.	6
7 Go outside and watch the clouds. Draw a picture of a cloud and write a sentence telling about what it looks like.	8	9 Grab a handful of small items (beans, macaroni, buttons, etc.) and count them. Do this a couple times.	10 WRITING PROMPT: In the summer, I like to.....	11 Use Playdoh to form each letter of the alphabet.	12 Observe the moon for the next few days. Draw a picture of what it looks like each night.	13
14	15 Make a daily weather graph and chart the weather this week.	16 Draw a picture using only circles, squares, rectangles, and triangles.	17 WRITING PROMPT: My favorite flavor of ice cream is _____ because.....	18 Cut out pictures from magazines then glue the pictures onto folded paper to make a book. Label each picture.	19 Read your favorite book then write a sentence telling why it is your favorite.	20
21	22 Make a menu of what you will have for dinner then take your family's order.	23 Go on a shape hunt and see how many things you can find shaped like a square, triangle, rectangle, and circle.	24 WRITING PROMPT: If I could go anywhere on vacation, I would go to _____ because.....	25 Pick a word family (-ag, -op, etc.) and make a list of all the words you know that are in that family.	26 After reading a story, tri-fold a piece of paper and write about the beginning, middle, and end of your story.	27
28	29 WRITING PROMPT: My favorite movie is _____ because.....	30 Get a partner and see how many rhyming words you can come up with together.	Choose at least two activities per week to complete. You will turn in all completed activities, along with your book log and reading comprehension stories, to your new first grade teacher.			




JULY 2020



Sun	Mon	Tue	Wed	Thu	Fri	Sat
-----	-----	-----	-----	-----	-----	-----

Don't forget....
 Orientation is Thursday,
 August 6th, from 8 to 11 am
 1st day of school is
 Monday, August 10th!

			1 Cut food pictures out of grocery store ads then sort them into healthy and non-healthy foods.	2 Make a graph of family and friends' birthdays. Which month has the most and least birthdays?	3 Make your own American flag and wave it proudly for Independence Day!	4
5 Grab a handful of change and sort it. Count the pennies by 1's, the nickels by 5's and the dimes by 10's.	6	7 WRITING PROMPT: The bug in my jar turned into....	8 Write the vowels (a, e, i, o, u) at the top of your paper. Write two words that have each vowel letter in the middle. (ex: cat, peg, hill, top, cut)	9 Design and label a map of your house that shows your family's fire escape plan.	10 Write out your phone number then rewrite the number, putting the numbers in order from least to greatest.	11
12 Go outside and make a chart of all the different insects you see. Make a tally mark next to insects that you see more than once.	13	14 WRITING PROMPT: I found a strange shell on the beach and it....	15 Make a letter sound book by finding a picture that begins with each letter of the alphabet.	16 Put some ice outside in the sun. Observe the ice and draw pictures to show how it changed.	17 While riding in the car or out shopping, see how many words you can find that begin with the letter S and make a list.	18
19 Spread shaving cream on a flat surface then practice writing your numbers as high as you can.	20	21 WRITING PROMPT: The best book I read this summer was _____ because.....	22 Make a hopscotch grid outside and put a letter in each square. When you land in each square, say a word that begins with that letter	23 Find several different types of leaves. Place the leaves under paper then rub the paper lightly with a crayon to make a leaf imprint.	24 Use your 100 chart and have a partner cover a number. Guess which number is covered then tell the number that comes before and after.	25
26 Roll 2 dice and add the amounts together. Write the addition problems you make.	27	28 Measure and compare each family member's feet and hands. Who has the biggest and smallest?	29 Use a Q-tip to paint with sunscreen on black construction paper. Put the paper in direct sunlight. Check in a few hours and write about what you observe.	30 Use your 100 chart. Color the numbers that you use to count by five then practice skip counting.	31 Make a card for your new first grade teacher and tell them some of the things you'd like to learn this year.	



Hello, Future First Grader!

Here is a packet of fun summer stories! You can read one each week this summer, and include the stories in your book log. Your first grade homework will have stories that look a lot like these, so when school starts in August, you will be a homework expert! There are directions for your family attached, so they can help you become a super reader! Have a great summer, and we can't wait to meet you soon!

Love, Your First Grade Teachers

How to get the most out of the reading passages:

Read the title and make a prediction.


Read the text at least 3 times.

Read the questions to your child. Guide them to find answers *in* the text.

Family Trip

went they

Jim went on a trip.
He went with his mom and dad. They went on a plane.
They went to see his mom's pal. They had fun on the trip.



1. Circle in the text who Jim went on a trip with.
2. Underline in the text who Jim went to go see.
3. Color evidence in the text that Jim went far away.

Read the words here. Find them in the text. Highlight them.

Write down words that your child has a hard time with. If they are "sound out" words (like *sat-s-a-t*), guide them to use this strategy. If it is not a sound out word (like the word *they*), practice this word further. Have your child write the word, build the word (using letter tiles or magnetic letters: t-h-e-y). Add these words to your sight word flash cards.

After reading, have your child tell you about the short story in his/her own words. Who is the story about? What happened? Sequence the events of the story (tell what happened first, second, third- if applicable).

Name _____




The sand castle




our

get

make

We get our shovels . We get our buckets . We dig and dig. We fill our buckets with sand. We stack the buckets. We make a big castle . We add flags. We look at it and clap.



1. In the text circle the things they get.
2. In the text underline two things they do with the buckets.
3. Color  the text that gives you a clue about how they feel.

Name _____

At camp

We are at camp.

We go on a hike . We


swim in the lake . We

ride in a boat . We

fish. We make a fire .

We sleep in a tent .

 ride make
are



1. Circle in the text where they are.
2. Underline in the text two things they do in the lake.
3. What do they do at night?
 - make a fire swim catch fish

Name _____

The Silly Cub




this

very

our

This cub is very silly.
He likes to play. He gets into
our snacks. He gets into our
tent. He likes to play hide
and seek with us. This cub
is a fun cub.



1. Circle something that could not really happen.
2. Underline in the text what the cub gets into.
3. Why is the cub a fun cub?

Name _____




The Hot Day



down

want

they

It is a hot day. Ted and Lilly want to cool down. They go to a shop. This shop has ice cream . Ted picks a cone . Lilly picks a popsicle . They lick and lick. They cool down.



1. **Circle** in the text what Lilly eats.
2. Underline in the text why they got ice cream.
3. Where did they get the ice cream?
 a van a store their house

Name _____


Father's Day



work

early

Friday

Ken likes his dad. He likes when his dad plays with him. He likes when his dad is silly. Best of all, his dad gets off work early on Fridays to take him to his soccer  game. Ken has fun when he is with his dad.



1. Circle in the text how Ken feels about his dad.
2. Underline in the text why Ken's dad gets off work early on Fridays.

Name _____

The Barbeque



puts

takes

gives

My dad likes to cook on the grill. He puts hot dogs on the grill. They get hot. My dad takes them off the grill. He gives me a hot dog. I add a bun and eat it.



1. Circle in the text what the dad is cooking.

2. Underline in the text what happens after the dad cooks the hot dog.

Name _____



The Ants




take

strong

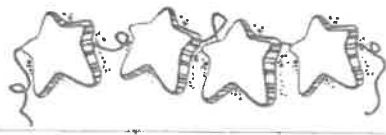
took

This ant must be strong. He took that watermelon . He can carry it. This ant will take it to his nest. He will give it to the queen  ant.

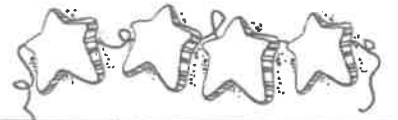


1. Circle where the ant is going.
2. Underline evidence in the text that the ant is strong.
3. Who will eat the watermelon?

.....



Hundred Chart



1	2	3	4	5	6	7	8	9	10
11	12	13	14	15	16	17	18	19	20
21	22	23	24	25	26	27	28	29	30
31	32	33	34	35	36	37	38	39	40
41	42	43	44	45	46	47	48	49	50
51	52	53	54	55	56	57	58	59	60
61	62	63	64	65	66	67	68	69	70
71	72	73	74	75	76	77	78	79	80
81	82	83	84	85	86	87	88	89	90
91	92	93	94	95	96	97	98	99	100